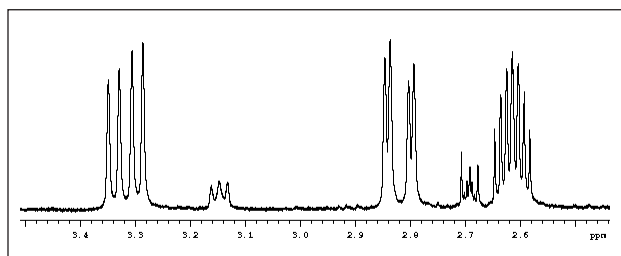
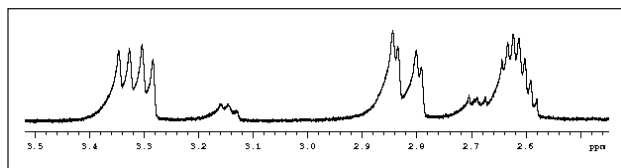


Fast, Effective Lineshape Optimization on the Varian 400-MR



Varian's 400-MR uses rapid gradient shimming methods to optimize lineshape prior to data acquisition. This technique, typically run automatically, provides improved sensitivity and data quality for organic and inorganic molecules in a variety of solvents, including DMSO-d₆, D₂O, H₂O, C₆D₆, and CDCl₃.

Key Benefits

- ▶ **Increased information content.** Narrower lines improve signal intensity. The optimal lineshape provides greater spectral fine structure.
- ▶ **Easy to use.** Gradient shimming operates as part of the experiment protocol.
- ▶ **Fast.** Gradient shimming is up to 4 times faster than alternative simplex algorithm techniques.
- ▶ **Robust and reliable.** Unlike simplex routines, gradient shimming is insensitive to local minima.
- ▶ **Always available.** Gradient shimming can be run on any combination of spectrometer, probe and software.



Fast, Effective Lineshape Optimization on the Varian 400-MR

Gradient Shimming Methods

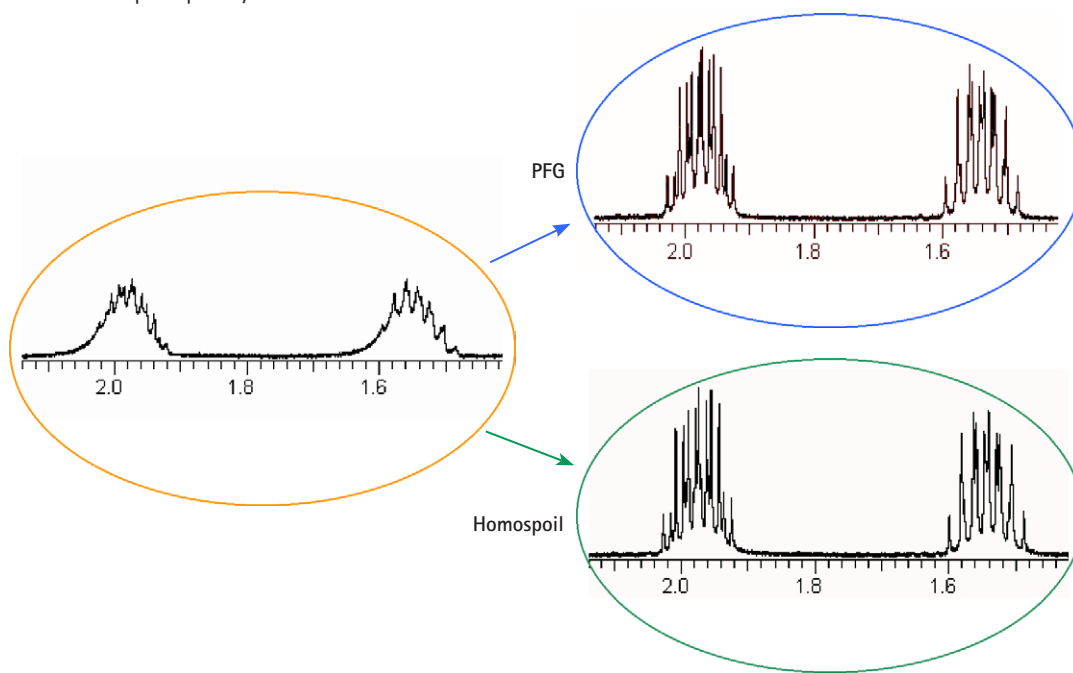
Gradient shimming on the 400-MR can be achieved using two different methods. For probes that contain a Pulsed Field Gradient (PFG) coil, such as the Automated Triple Broadband (ATB), AutoSwitchable (ASW) and AutoTune probes, field profiles can be generated with the PFG hardware that is provided standard with every 400-MR. For probes that do not have a PFG coil, such as the 10-mm broadband probe, the field profiles can be generated with homospoil gradients generated via the room temperature shim coils which are located between the probe and the magnet. The spectra resulting from either method are of equal quality.

Proton or Deuterium Gradient Shimming Available

Gradient shimming can be run on the protons in a sample or the deuteriums in a sample – either of which are usually the solvent, but can also be other sample components.

Applications include:

- Organic synthesis confirmation
- Rapid reaction mixture analyses
- Urine or other biofluid samples in water



Starting from the same unshimmed state (left), data from a sample of ethylindanone in CDCl₃ was acquired with a Varian 400-MR using automatic PFG gradient shimming (top right) and homospoil gradient shimming (bottom right). In both cases the shimming process took less than 1 minute. The results are essentially identical.

Varian, Inc.
www.varianinc.com
North America: 800.926.3000, 925.939.2400
Europe The Netherlands: 31.118.67.1000
Asia Pacific Australia: 613.9560.7133
Latin America Brazil: 55.11.3238.0400
Other sales offices and dealers throughout the world—
check our Web site



VARIAN

GC • LC • MS • GPC/SEC • AA • ICP • ICP-MS • UV-Vis-NIR • FT-IR • Fluorescence • Dissolution • NMR • MRI • FTMS • Consumables • Data Systems

Varian and the Varian logo are trademarks or registered trademarks of Varian, Inc. in the U.S. and other countries.

SI-1085 02/08 Printed in U.S.

© 2008 Varian, Inc.